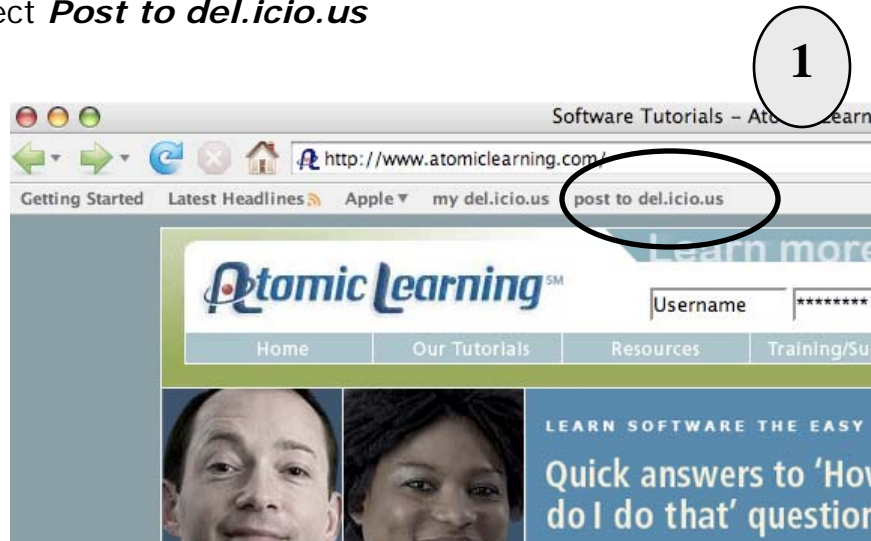


## del.icio.us Tips

- Creating a tag (Bookmarking a favorite website)

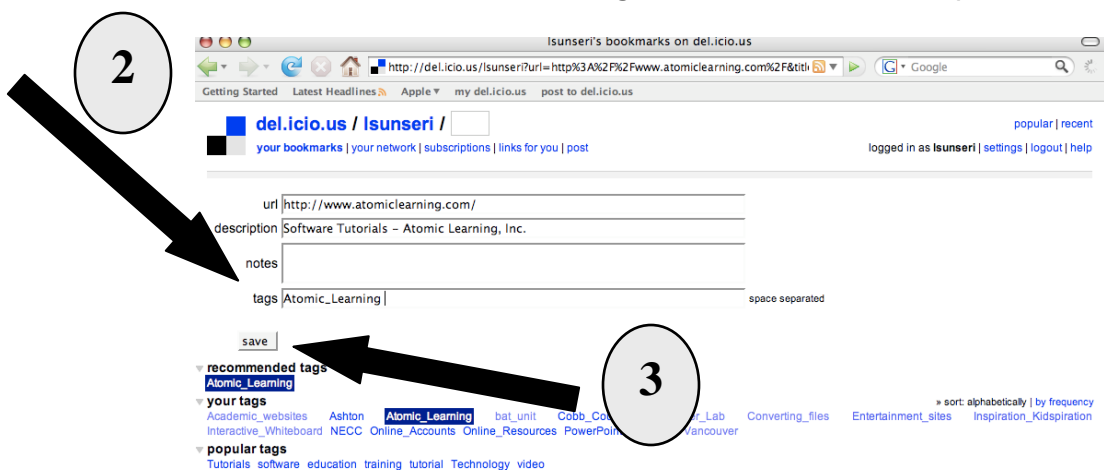
1. Select **Post to del.icio.us**



2. In the tags line type the category of the website  
Hint: If the tag is more than one word separate the words by an underscore. Otherwise the tags will be sorted by all the words in the tag.

Additional options:

- Add notes
- Change the website description.



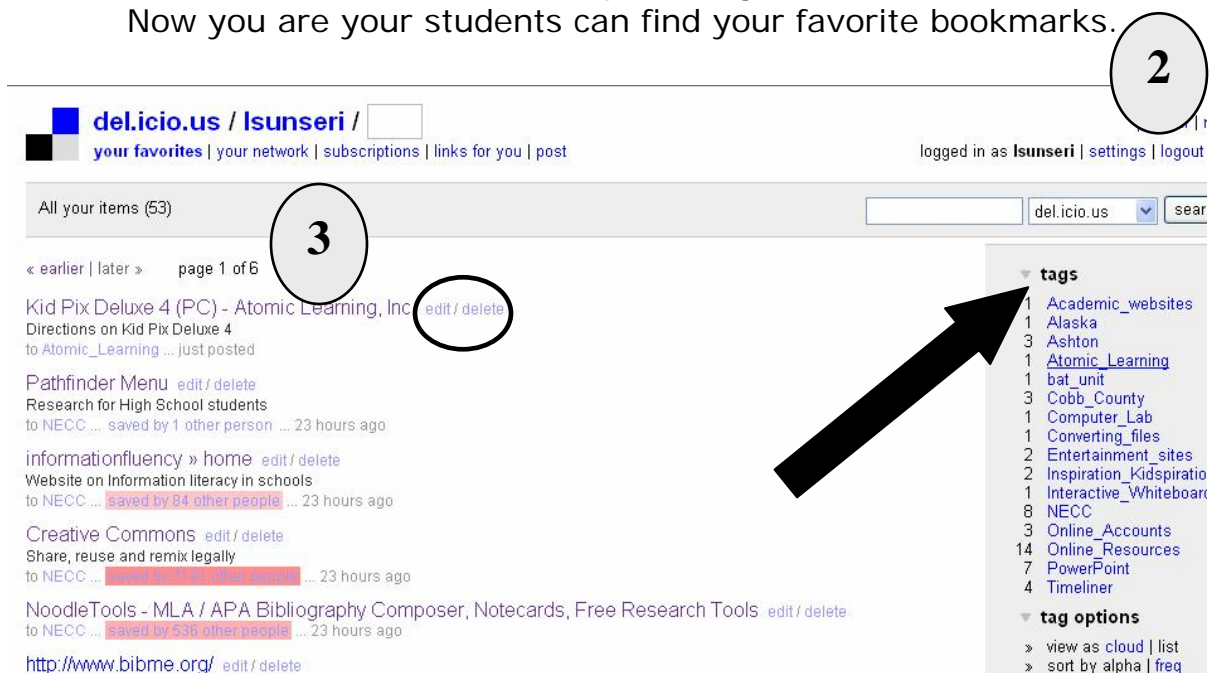
3. Select **Save**

- Viewing your del.icio.us account

1. Select the **my del.icio.us** to view.
- 2.



3. Your del.icio.us account will open. Tags will be on the left. Now you are your students can find your favorite bookmarks.



4. To edit tags select **edit** next to the tag. This will open the tag window where changes can be made. You can also delete a tag be selecting **delete**

- Help! I lost my buttons or I need buttons on another computer.

1. Select **Help**



2. Go to **Bookmarking** → Select **bookmarklet buttons for any browser**

